

The Day the Crayons Quit Writing Sequence

Year 1/2

HIAS English Team
Spring 2020
Final version

© Hampshire County Council



Using the Home Learning Materials

The materials

- Each writing booklet contains a sequence of 5 lessons.
- You should set aside time to complete each of the lessons in order.
- Each lesson will take no more than 30 mins to complete.

How to use

- Read the instructions carefully before you start a task.
- Each lesson has a simple explanation and examples to get you started.

How can parents, carers and siblings help?

- Read the extracts/text aloud with your child
- Collect interesting words and phrases on paper / post-its as they read
- Talk to your children about their ideas before they write
- Adapt any of the resources and materials as you feel necessary to support your children's needs

5 day writing sequence

This sequence is developed around the book: 'The Day the Crayon's Quit' by Oliver Jeffers.

Children will write a letter in role as inanimate object.


Teaching sequence:

- 1) Response to Reading
- 2) Developing Vocabulary
- 3) Exploring the Writing
- 4) Grammar Practice and Play
- 5) Writing Challenges

The Day the Crayons Quit


If a copy of the book is unavailable, please explore these other useful links:

- <https://www.youtube.com/watch?v=Hrd-Wdxbg-Q>
- <https://www.lovereadings4kids.co.uk/extract/10795/The-Day-the-Crayons-Quit-by-Drew-Daywalt.html>




Lesson 1 – Response to Reading

Read the story together. Ask the children to summarise each coloured pencil's complaints and comments.



You're working me too hard! I need a rest!

I want you to start colouring inside the lines!



Lesson 2 – Vocabulary

Create a colour dictionary. Find items in school or at home for sorting into colour categories. Verbally describe each item, eg the lilac curtains, the sapphire cushion.

<p>red scarlet cerise claret</p>	<p>purple violet plum lilac</p>	<p>orange carrot bronze amber</p>
<p>green olive sage emerald</p>	<p>yellow gold blonde lemon</p>	<p>blue azure indigo sapphire</p>

Lesson 3 – Exploring the writing

Explore and discuss the use of adjectives with ‘er’ and ‘est’ suffixes within the collection of letters. Write your own sentences about the different coloured crayons, and/or an object of your choice, using the ‘er’ and/or ‘est’ suffixes.



The harder I work, the shorter I become!

I know I'm the greatest pencil in the pack, but I'm also the messiest!



Lesson 4 – Practice & Play

Explore the four different sentence types: **statements**, **questions**, **commands** and **exclamatory** sentences. In role as one of the pencils, or an inanimate object of their choice, write four sentences of each type.



I am an overused red crayon.


Give me a rest!

How exhausted I am!

Will you give me a break?

Lesson 5 – Writing Challenge

Write a letter in role as an inanimate classroom or household object that has a complaint to make to its user.



I wish you'd stop leaving my lid off! I dry out and die!



Please turn me off properly! It's exhausting dripping all day! And it's such a waste!

HIAS English team

The HIAS English team offer a wide range of high-quality services to support schools in improving outcomes for learners, including courses, bespoke consultancy and in-house training.

During the current school closures, we are still offering school support in a variety of ways such as video conferencing, phone calls and bespoke creation of resources remotely. Coming soon will be teacher training via virtual classrooms. We would be happy to discuss your needs.

For further details referring to English, please contact:
Emma Tarrant : emma.tarrant@hants.gov.uk

For further details on the full range of services available please contact us using the following details:

Tel: 01962 874820 or email: hias.enquiries@hants.gov.uk

