


# PURPLE



Funded by  
  
Department  
for Education


**English Hubs**  
Whiteknights English Hub



# Daily Speed Sounds – Set 2

- Every day, watch the Set 2 speed sounds lesson available on Youtube
- [https://www.youtube.com/channel/UCo7fbLgY2oA\\_cFCIlg9GdxtQ](https://www.youtube.com/channel/UCo7fbLgY2oA_cFCIlg9GdxtQ)
- Set 2 lessons show at 10.00 am, from Monday to Friday. Each one is around ten minutes long and available for 24 hours.

# Daily Speedy Green words



Scroll down on the Oxford Own RWI page, until you find Set 1 Speedy Green Words Powerpoint: Purple Storybooks

<https://home.oxfordowl.co.uk/reading/reading-schemes-oxford-levels/read-write-inc-phonics-guide/>

# Daily Reading Activities

	Reading Activity
<b>Monday</b>	<ul style="list-style-type: none"><li>• Speed Sounds from the story book</li><li>• Story Green words</li><li>• Red words</li></ul>
<b>Tuesday</b>	<ul style="list-style-type: none"><li>• Introduction by parent</li><li>• First read by child</li></ul>
<b>Wednesday</b>	<ul style="list-style-type: none"><li>• Vocabulary check</li><li>• Jump in</li></ul>
<b>Thursday</b>	<ul style="list-style-type: none"><li>• Jump in</li><li>• Second read by child</li></ul>
<b>Friday</b>	<ul style="list-style-type: none"><li>• Third read by child</li><li>• Think about the story/Questions</li></ul>

- Find the book on the Oxford Owl eBook page. If not on the website, it will be scanned in on the next few slides.



## Speed Sounds

**Consonants** Ask children to say the sounds.

f	l	m	n	r	s	v	z	sh	th	ng
ff	ll		nn		ss	ve	zz			nk
							s			

b	c	d	g	h	j	p	qu	t	w	x	y	ch
bb	k		gg			pp		tt	wh			tch
	ck											

Each box contains one sound but sometimes more than one grapheme.  
Focus graphemes for this story are **circled**.



**Vowels** Ask children to say the sounds in and out of order.

a	e	i	o	u
at	hen	in	on	up

ay	ee	igh	ow	oo
day	see	high	blow	zoo

## Story Green Words



Ask children to read the words first in *Fred Talk* and then say the word.

chest silk web plant crack insect  
trap stuck kept sac when hatch

Ask children to say the syllables and then read the whole word.

ab|do|men

Ask children to read the root first and then the whole word with the suffix.

spin → spins egg → eggs



## Vocabulary Check



Discuss the meaning (as used in the non-fiction text) after the children have read the word.

### definition

<b>abdomen</b>	<i>the part of the body where the stomach is</i>
<b>silk</b>	<i>a very fine, strong thread</i>
<b>sac</b>	<i>a thin pouch for holding eggs</i>
<b>hatch</b>	<i>when a baby creature comes out of its egg</i>

## Red Words

Ask children to practise reading the words across the rows, down the columns and in and out of order clearly and quickly.



the	be	are
to	or*	look*
out*	spider*	spiderlings*
they	he	water


\* Red Word in this book only

Let's look at spiders!



A spider has:

- 8 legs
- a chest
- an abdomen.





A **spider** spins a silk web.



It can **be** on a plant  
**or** in a crack.



The web is an insect trap.



Insects get stuck in it and then the spider can catch them.



Up to 250 spider eggs  
are kept in an egg sac.



When the eggs hatch, spiderlings  
run out.



## Questions to talk about

Ask children to TTYP for each question using 'Fastest finger' (FF) or 'Have a think' (HaT).


- p.10 (FF) How many legs does a spider have?
- p.12 (FF) What does a spider spin?
- p.13 (FF) Where can you find a spider web?
- pp.14–15 (HaT) Why is a spider web useful?
- p.16 (FF) Where are spider eggs kept?

# Hold a Sentence - Wednesday



A black spider is in a web.

**Check**

capital letter **A**  full stop **.** ck er

- Hide the sentence so your child doesn't copy it! Remind them of the items in the check list.

# Hold a Sentence - Friday



My dad has a pet spider.

**Check**

capital letter M  full stop . er

- Hide the sentence so your child doesn't copy it! Remind them of the items in the check list.