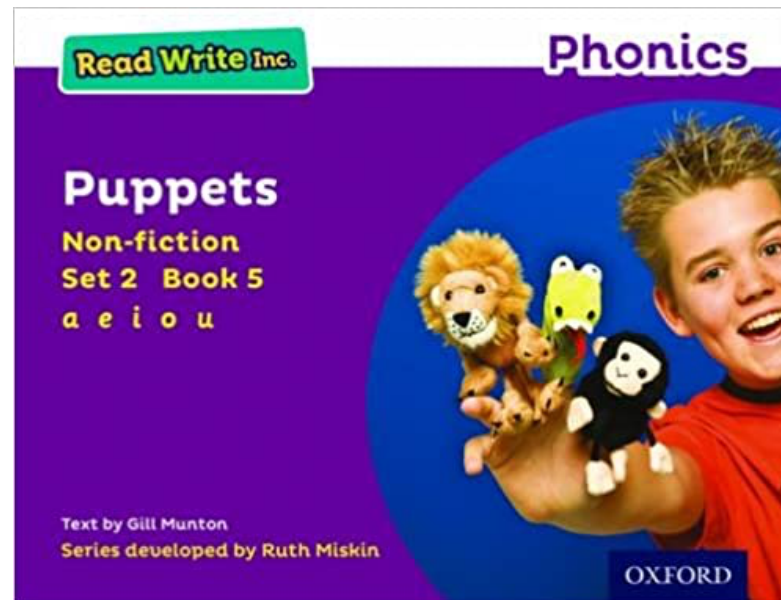


# PURPLE



Funded by  
  
Department  
for Education


**English Hubs**  
Whiteknights English Hub



# Daily Speed Sounds – Set 2

- Every day, watch the Set 2 speed sounds lesson available on Youtube
- [https://www.youtube.com/channel/UCo7fbLgY2oA\\_cFCIlg9GdxtQ](https://www.youtube.com/channel/UCo7fbLgY2oA_cFCIlg9GdxtQ)
- Set 2 lessons show at 10.00 am, from Monday to Friday. Each one is around ten minutes long and available for 24 hours.

# Daily Speedy Green words



Scroll down on the Oxford Own RWI page, until you find Set 1 Speedy Green Words Powerpoint: Purple Storybooks

<https://home.oxfordowl.co.uk/reading/reading-schemes-oxford-levels/read-write-inc-phonics-guide/>

# Daily Reading Activities

	Reading Activity
<b>Monday</b>	<ul style="list-style-type: none"><li>• Speed Sounds from the story book</li><li>• Story Green words</li><li>• Red words</li></ul>
<b>Tuesday</b>	<ul style="list-style-type: none"><li>• Introduction by parent</li><li>• First read by child</li></ul>
<b>Wednesday</b>	<ul style="list-style-type: none"><li>• Vocabulary check</li><li>• Jump in</li></ul>
<b>Thursday</b>	<ul style="list-style-type: none"><li>• Jump in</li><li>• Second read by child</li></ul>
<b>Friday</b>	<ul style="list-style-type: none"><li>• Third read by child</li><li>• Think about the story/Questions</li></ul>

- Find the book on the Oxford Owl eBook page. If not on the website, it will be scanned in on the next few slides.

# Speed Sounds



**Consonants** Ask children to say the sounds.

f	l	m	n	r	s	v	z	sh	th	ng
ff	ll		nn		ss	ve	zz			nk
							s			

b	c	d	g	h	j	p	qu	t	w	x	y	ch
bb	k		gg			pp		tt	wh			tch
	ck											

Each box contains one sound but sometimes more than one grapheme.  
Focus graphemes for this story are **circled**.



**Vowels** Ask children to say the sounds in and out of order.

a	e	i	o	u
at	hen	in	on	up

ay	ee	igh	ow	oo
day	see	high	blow	zoo

## ★ Story Green Words



Ask children to read the words first in Fred Talk and then say the word.

fun string pull jump rod from sock  
scrap felt ten

Ask children to say the syllables and then read the whole word.

puppets Japan buttons

Ask children to read the root first and then the whole word with the suffix.

fix → fixed hand → hands



## Vocabulary Check

Discuss the meaning (as used in the non-fiction text) after the children have read the word.

### definition

<b>rod</b>	a thin piece of wood or metal
<b>Japan</b>	a country in Asia
<b>scrap</b>	something that is left over
<b>felt</b>	a type of soft material

## Red Words

Ask children to practise reading the words across the rows, down the columns and in and out of order clearly and quickly.



the	these*	they
are	you	of
finger*	we	be
water	what	do

\* Red Words in this book only

You can have lots of fun with puppets!



## String puppets

This is a string puppet.



The puppet's hands and legs have strings.





Pull **the** strings and **the** puppets will run and jump.

## Rod puppets



**These** puppets **are** fixed on long rods.  
**They are** from Japan.

## Hand puppets



This is a hand puppet.

It is:

- a sock
- 2 buttons
- a scrap of red felt.



## Finger puppets



Ten puppets on  
ten **fingers!**



## Questions to talk about

Ask children to TYP for each question using 'Fastest finger' (FF) or 'Have a think' (HaT).

- p.11 (FF) Where are the strings fixed to the puppets?
- p.13 (FF) Which country are the puppets from?
- p.15 (FF) What do you need to make a snake hand puppet?
- p.16 (HaT) What animals are these finger puppets?

# Hold a Sentence - Wednesday



You can have lots of fun with puppets.

**Check**

capital letter **y**  full stop **.** **ve th pp**


- Hide the sentence so your child doesn't copy it! Remind them of the items in the check list.

# Hold a Sentence - Friday



The puppet can jump and run.

**Check**

capital letter **T**  full stop **.** **pp**

- Hide the sentence so your child doesn't copy it! Remind them of the items in the check list.