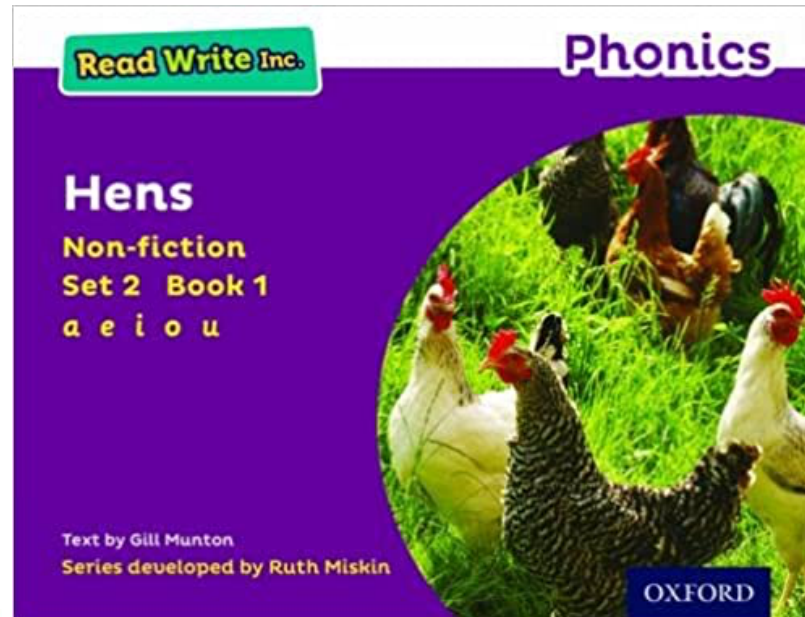


# PURPLE



Funded by  
  
Department  
for Education


**English Hubs**  
Whiteknights English Hub



# Daily Speed Sounds – Set 2

- Every day, watch the Set 2 speed sounds lesson available on Youtube
- [https://www.youtube.com/channel/UCo7fbLgY2oA\\_cFCIlg9GdxtQ](https://www.youtube.com/channel/UCo7fbLgY2oA_cFCIlg9GdxtQ)
- Set 2 lessons show at 10.00 am, from Monday to Friday. Each one is around ten minutes long and available for 24 hours.

# Daily Speedy Green words



Scroll down on the Oxford Own RWI page, until you find Set 1 Speedy Green Words Powerpoint: Purple Storybooks

<https://home.oxfordowl.co.uk/reading/reading-schemes-oxford-levels/read-write-inc-phonics-guide/>

# Daily Reading Activities

	Reading Activity
<b>Monday</b>	<ul style="list-style-type: none"><li>• Speed Sounds from the story book</li><li>• Story Green words</li><li>• Red words</li></ul>
<b>Tuesday</b>	<ul style="list-style-type: none"><li>• Introduction by parent</li><li>• First read by child</li></ul>
<b>Wednesday</b>	<ul style="list-style-type: none"><li>• Vocabulary check</li><li>• Jump in</li></ul>
<b>Thursday</b>	<ul style="list-style-type: none"><li>• Jump in</li><li>• Second read by child</li></ul>
<b>Friday</b>	<ul style="list-style-type: none"><li>• Third read by child</li><li>• Think about the story/Questions</li></ul>

- Find the book on the Oxford Owl eBook page. If not on the website, it will be scanned in on the next few slides.



# Speed Sounds

**Consonants** Ask children to say the sounds.

f	l	m	n	r	s	v	z	sh	th	ng
ff	ll		nn		ss	ve	zz			nk
							s			

b	c	d	g	h	j	p	qu	t	w	x	y	ch
bb	k		gg			pp		tt	wh			tch
	ck											

Each box contains one sound but sometimes more than one grapheme.  
Focus graphemes for this story are **circled**.



**Vowels** Ask children to say the sounds in and out of order.

a	e	i	o	u
at	hen	in	on	up

ay	ee	igh	ow	oo
day	see	high	blow	zoo

## Story Green Words



Ask children to read the words first in Fred Talk and then say the word.

Sam pen scratch peck ten shuts shed  
fox nest when fills dish egg from  
fresh

Ask children to say the syllables and then read the whole word.

collects insects

Ask children to read the root first and then the whole word with the suffix.

hen → hens slug → slugs



## Vocabulary Check



Discuss the meaning (as used in the non-fiction text) after the children have read the word.

### definition

**pen**

a place where animals are kept

## Red Words

Ask children to practise reading the words across the rows, down the columns and in and out of order clearly and quickly.



are	they	the
he	water	my
me	said	you
your	to	go



Sam's mum has hens.

The hens are  
in a pen.

They run in  
the pen.




They scratch  
in the mud  
and they peck  
up insects  
and slugs.






At ten o'clock,  
Sam's mum  
shuts **the** hens  
in **the** shed.

**The** fox can't  
get them.



**The** hens have nests in **the** shed.



When **he** gets up,  
Sam helps Mum  
with **the** hens.




**He** fills **the** water dish.

**He** collects **the**  
hens' eggs from  
**the** nests.



Sam has six fresh eggs!



## Questions to talk about

Ask children to TTYP for each question using 'Fastest finger' (FF) or 'Have a think' (HaT).


- p.10 (FF) Where are the hens?
- p.11 (FF) Where do the hens find insects and slugs?
- p.12 (FF) What time does Sam's mum shut the hens in the shed?
- p.14 (FF) What do the hens drink?
- p.16 (HaT) How do we know that the eggs are fresh?

# Hold a Sentence - Wednesday



Sam helps his mum with the hens.

**Check**

capital letter **S**  full stop **.** **th**


- Hide the sentence so your child doesn't copy it! Remind them of the items in the check list.

# Hold a Sentence - Friday



Sam has six fresh eggs.

**Check**

capital letter **S**  full stop **.** **sh** **gg**

---

- Hide the sentence so your child doesn't copy it! Remind them of the items in the check list.