

The Magic Box Writing Sequence

Year 3 Poetry

HIAS English Team
Spring 2020
Final version

© Hampshire County Council

Using the Home Learning Materials

The materials

- Each writing booklet contains a sequence of 5 lessons.
- You should set aside time to complete each of the lessons in order.
- Each lesson will take no more than 30 mins to complete.

How to use

- Read the instructions carefully before you start a task.
- Each lesson has a simple explanation and examples to get you started.

How can parents, carers and siblings help?

- Read the extracts aloud with your child
- Collect interesting words and phrases on paper / post-its as they read
- Talk to your children about their ideas before they write
- Adapt any of the resources and materials as you feel necessary to support your child's needs

5 day writing sequence

This sequence is developed around the poem: 'The Magic Box' by Kit Wright.

<https://www.bbc.co.uk/bitesize/clips/zkpmhyc>

Children will write and perform their own version.

Teaching sequence:

- 1) Read and enjoy with expression
- 2) Thinking aloud and visualising
- 3) Vocabulary
- 4) Creating and planning
- 5) Writing challenge

The Magic Box

The Magic Box, By Kit Wright

*I will put in the box
the swish of a silk sari on a summer night,
fire from the nostrils of a Chinese dragon,
the tip of a tongue touching a tooth.*

*I will put in the box
a snowman with a rumbling belly
a sip of the bluest water from Lake Lucerne,
a leaping spark from an electric fish.*

*I will put into the box
three violet wishes spoken in Gujarati,
the last joke of an ancient uncle,
and the first smile of a baby.*

*I will put into the box
a fifth season and a black sun,
a cowboy on a broomstick
and a witch on a white horse.*

*My box is fashioned from ice and gold and steel,
with stars on the lid and secrets in the corners.
Its hinges are the toe joints of dinosaurs.
I shall surf in my box*

*on the great high-rolling breakers of the wild
Atlantic,
then wash ashore on a yellow beach
the colour of the sun.*

Lesson 1 – Read aloud and enjoy together

The Magic Box, By Kit Wright

*I will put in the box
the swish of a silk sari on a summer night,
fire from the nostrils of a Chinese dragon,
the tip of a tongue touching a tooth.*

*I will put in the box
a snowman with a rumbling belly
a sip of the bluest water from Lake Lucerne,
a leaping spark from an electric fish.*

*I will put into the box
three violet wishes spoken in Gujarati,
the last joke of an ancient uncle,
and the first smile of a baby.*

*I will put into the box
a fifth season and a black sun,
a cowboy on a broomstick
and a witch on a white horse.*

*My box is fashioned from ice and gold and steel,
with stars on the lid and secrets in the corners.
Its hinges are the toe joints of dinosaurs.
I shall surf in my box*


*on the great high-rolling breakers of the wild
Atlantic,
then wash ashore on a yellow beach
the colour of the sun.*

Try reading with different expression and explore any unknown vocabulary together.

Watch Kit Wright performing his poem to children:

<https://www.bbc.co.uk/bitesize/clips/zkpmhyc>


Lesson 2 – Read aloud and visualise.





The Magic Box, By Kit Wright

I will put in the box
the swish of a silk sari on a summer night,
fire from the nostrils of a Chinese dragon,
the tip of a tongue touching a tooth.

I will put in the box
a snowman with a rumbling belly
a sip of the bluest water from Lake Lucerne,
a leaping spark from an electric fish.



I will put into the box
three violet wishes spoken in Gujarati,
the last joke of an ancient uncle,
and the first smile of a baby.

Print the poem and draw pictures to go with key vocabulary, just like the child has done in the example above. This will help you to know if your child understands the vocabulary in the poem.

Lesson 3 – Vocabulary

Read the poem again. **Highlight** or underline the words and phrases which make you think there is something **magical** about this box... For example, ‘*violet wishes*’ or ‘*a fifth season.*’

Words and phrases	What is magical about the choice of words?	What does it make you think about?
A fifth season	There are only four seasons in a year	Someone has messed about with time
A snowman with a rumbling belly	A snowman isn't alive so wouldn't have a rumbling belly	The snowman has come alive and is hungry

Transfer these words and phrases into the table above (a blank version is available to download on page 11) and fill out each column to explain the choices further (examples have been provided above to help you get started).

Lesson 4 - Create

Create a magical box.

Collect unusual images and items that you would put into your own magical box.

Create magical and unusual phrases for your different images and items.



the cuddle of a teddy bear



a never-ending lollipop



the whisper of a
waterfall crashing over
the rocks

Write each phrase on a strip of paper (see next page).

Lesson 5 – Writing

Arrange your strips of paper to create your own Magic Box poem

I will put in my box

A gigantic never-ending lollipop

The loving cuddle of a favourite teddy bear

The whisper of a waterfall as it crashes over the rocks

Read your poem aloud.

Rearrange the strips and read the poem again.

Which way did you prefer to perform the poem?

Practise your poem and perform it.

HIAS English team


The HIAS English team offer a wide range of high-quality services to support schools in improving outcomes for learners, including courses, bespoke consultancy and in-house training.

For further details referring to English, please contact either of the team leads:

Emma Tarrant : emma.tarrant@hants.gov.uk

For further details on the full range of services available please contact us using the following details:

Tel: 01962 874820 or email: hias.enquiries@hants.gov.uk



Lesson 3 – Vocabulary

Words and phrases	What is magical about the choice of words?	What does it make you think about?